

Overview - Public Entities Quarterly Reporting

Approved receipts

45.8

64.9%

Approved spending

45.5

78.8%

Surplus/(deficit)

0.3

- ☐ R billion
- ☒ R million
- ☐ R thousand

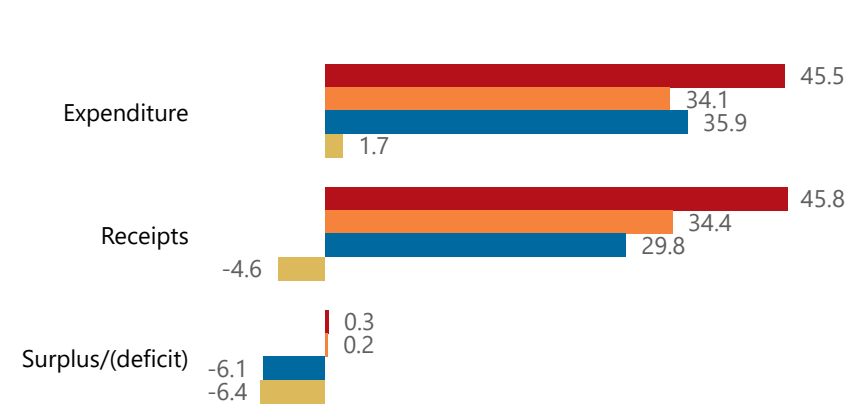


national treasury


Department:
National Treasury
REPUBLIC OF SOUTH AFRICA

Consolidation

● Approved ● Forecast ● YTD ● Variance



Composition of receipts



Quarter

3

Cluster

Education and related

Department

Sport, Arts and Culture

Entity

Mandela Bay Theatre Complex

Composition of spending



Functional grouping



Spending by PFMA schedule

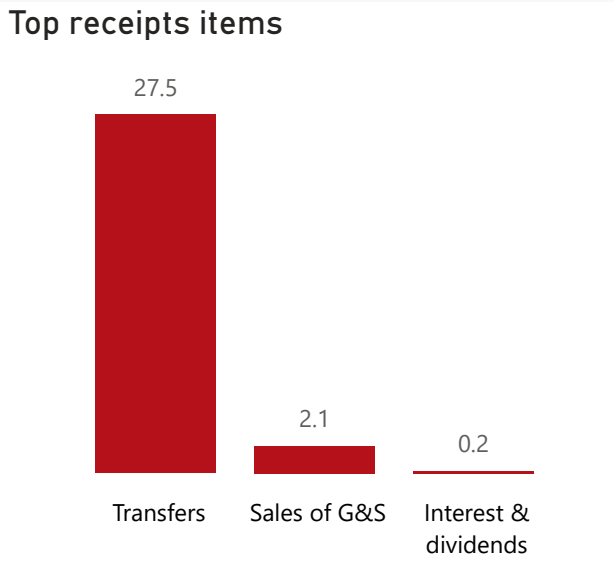
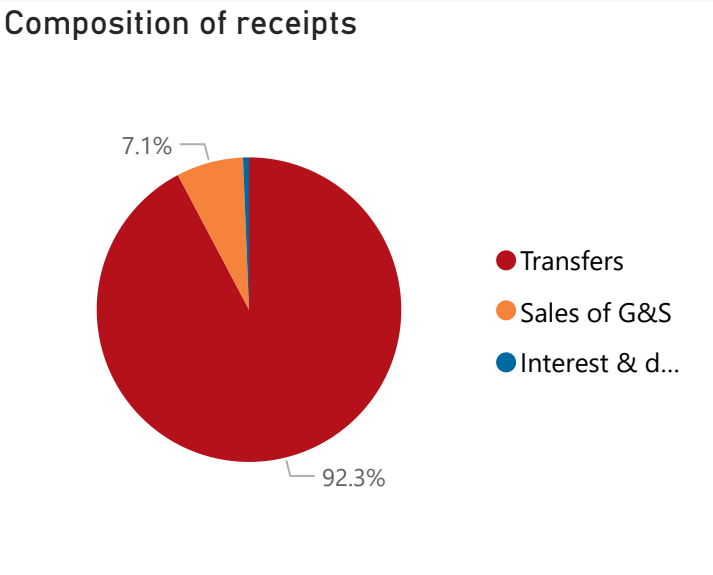
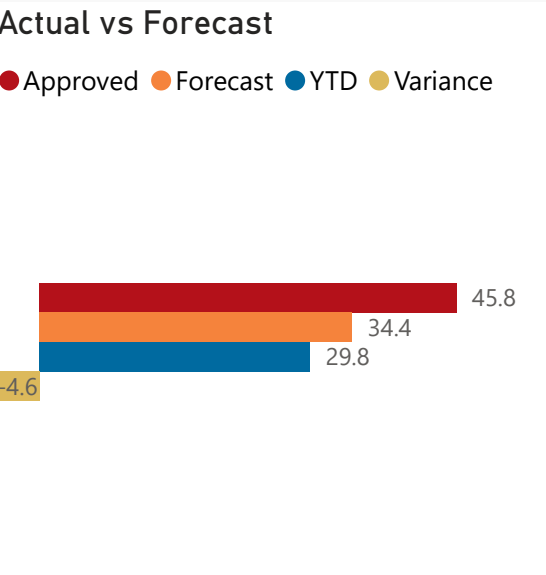


Public Entities Receipts

Approved sales of G&S
3.0 70.0%

Approved transfers
42.7 64.3%

- ☐ R billion
- ☒ R million
- ☐ R thousand



Quarter

3

Cluster

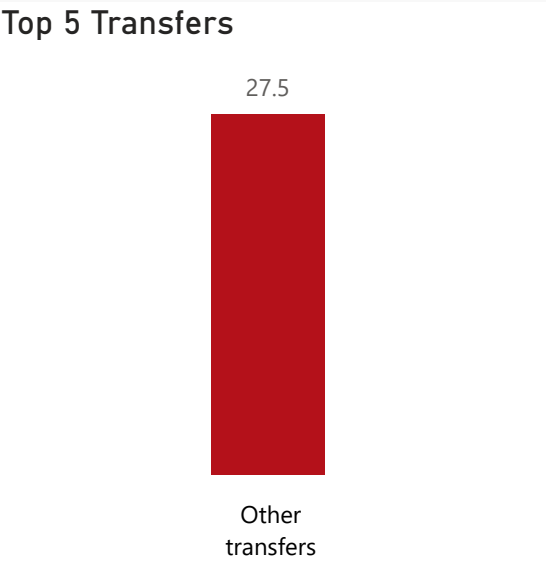
Education and related

Department

Sport, Arts and Culture

Entity

Mandela Bay Theatre Complex

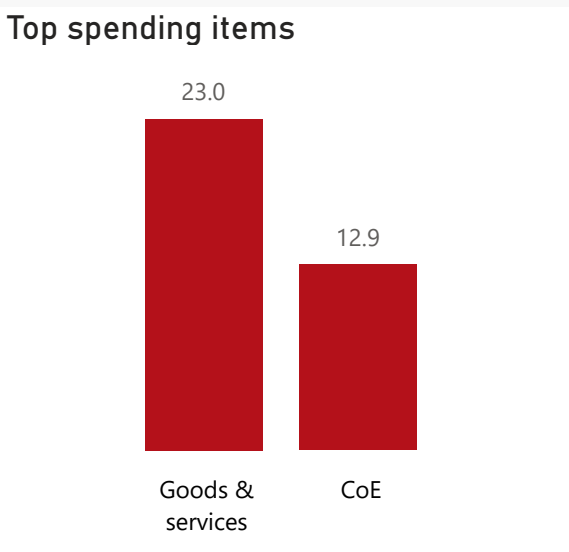
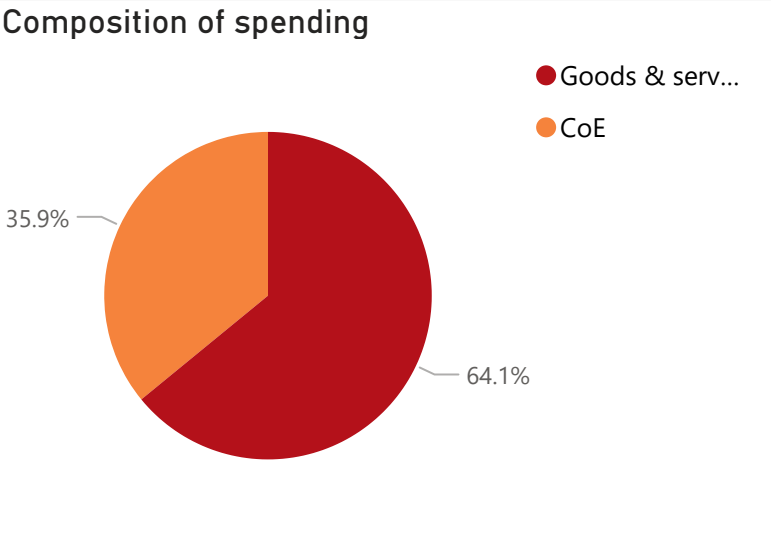
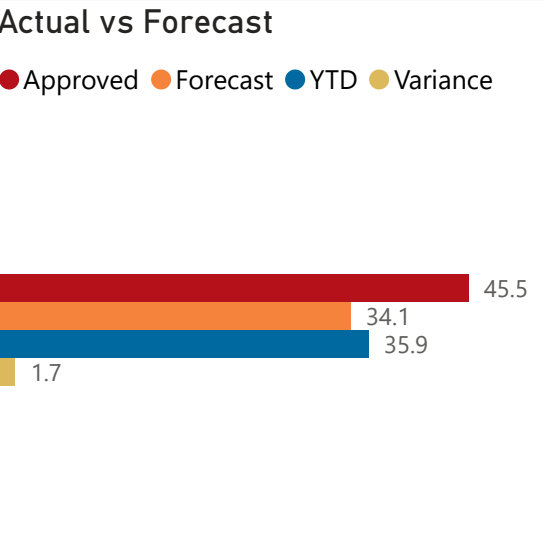


Receipts

Level 3	Approved	YTD	% YTD
+ Transfers	42.7	27.5	92.3%
+ Sales of G&S	3.0	2.1	7.1%
+ Interest & dividends	0.1	0.2	0.6%
Total	45.8	29.8	100.0%

Public Entities Spending

Approved CoE	Approved G&S	Approved transfers
15.781.8%	29.877.2%	(Blank)(Blank)



Capital assets

Spending			
Level 3	Approved	YTD	% YTD
⊕ Goods & services	29.8	23.0	64.1%
⊕ CoE	15.7	12.9	35.9%
Total	45.5	35.9	100.0%

- ☐ R billion
- ☒ R million
- ☐ R thousand

Quarter

3

Cluster

Education and related

Department

Sport, Arts and Culture

Entity

Mandela Bay Theatre Complex